Non-Isolated DC/DC Converter Specification

Model No.: WG18-60S2885M

Input voltage range	Input Max. current	Output voltage	Output Max. current	Size
18-60V DC	100 Amps	28V	85 Amps	200*178*60mm



The WG18-60S2885M is a Non-isolated DC-DC converter that uses a synchronous rectification technology, and features high efficiency and power density. It has the dimensions of 200mm x 178mm x 60mm (7.87 in. x 7.01 in. x 2.36 in) and provides the rated output voltage of 28V and the maximum output current of 85A.

Features

- Design meeting RoHS / CE
- High efficiency: 96.9% (@24Vin, 25℃)
- Non-isolated between input and output
- 100% full stable current output
- Support -40 °C environment
- 100% full load burn-in test, LED Indicator Display
- Short circuit, OT, OL, LV protections
- Output Transient Absorption Protection
- Built-in RS485 Communication
- Remote Switch Control
- Waterproof level IP65, 2 Years warranty

Applications

- Industrial
- Alternative Energy
- Golf Cart
- Forklift & Cars
- Electromotor
- Telecommunications
- Boat & Yacht
- Medical
- Consumer Drone
- Robots
- LED Marketplaces and so on.

Model naming method

WG： "szwengao" company name

18-60： Input voltage range

S ： Single output

28： Output voltage

85： Max. output current

M： Housing type

WG18-60S2885M

Shenzhen Wengao Electronic Co., Ltd reserves the copyright and right of final interpretation.

Typical Operating Efficiency

Input	Output			Efficiency (%)
Voltage (VDC)	Voltage (VDC)	Current (A)	Output Power (W)	Typ.
60	28	85	2380	97
48	28	85	2380	97.3
24	28	85	2380	96.9
18	28	85	2380	96.5

Electrical Specifications

Conditions: TA = 25 °C (77°F), Airflow = 1 m/s (200LFM), Vin =24V, Vout =28V, unless otherwise specified.

Parameter	Min.	Typ.	Max.	Units	Remarks
Absolute maximum ratings					
Operating ambient temperature	-40	-	+55	°C	
Shell ambient temperature	-40	-	80	°C	
Storage temperature	-55	-	100	°C	
Operating humidity	5	-	95	%	Non-condensing
Atmospheric pressure	62	-	106	Kpa	
Altitude	-	-	4000	m	
Cooling way	-	-	-		Natural cooling
Input characteristics					
Input voltage	18	24	60	V	-
Max. input voltage	-	-	61	V	Continuous
Undervoltage shutdown	16	17	18	V	Automatic recovery
Undervoltage recovery	17	18	19	V	Automatic recovery
Max. input current	-	-	100	A	Vin =18V; Iout =85A
No load current	-	70	100	mA	Vin =24V
Positive electrode cable	4	-	-	AWG	If the wire length is greater than 50cm, it is
Negative electrode cable	4	-	-	AWG	recommended to use a thicker wire diameter.
Enable PIN cable	-	NA	-	AWG	If the product has this feature
Fuse	-	150	-	A	Input positive has built-in fuse
Output characteristics					
Efficiency	-	96.9	-	%	Vin =24V; Iout =85A
Output voltage	27.7	28	28.3	V	Vin =24V; Iout =85A
Regulator accuracy	-	±2	-	%	
Voltage regulation	-	±2	-	%	
Load Regulation	-	±2	-	%	
Overvoltage protection	-	-	-	V	TVS diode protection
Output current	0	-	85	A	Vin =18-60V
Overcurrent protection	-	-	87	A	Vin =24V
External capacitance	-	NA	-	μF	Don’t need
Output ripple and noise	-	300	500	mVp-p	Vin =18-60V; Iout=85A, Oscilloscope bandwidth: 20 MHz
Output voltage rise time	-	350	600	mS	

Shenzhen Wengao Electronic Co., Ltd reserves the copyright and right of final interpretation.

Boot delay time	-	1.5	2	S	
Out voltage overshoot	-	2	3	%	Vin =24V, 50%-75% Load step
Over temperature protection	-	-	105	°C	Housing temperature, @95°C recovery
Short circuit protection	-	YES	-		Long-term (4 hours) short circuit is not damaged, Hiccup mode
Positive electrode cable	6	-	-	AWG	If the wire length is greater than 50cm, it is recommended to use a thicker wire diameter.
Negative electrode cable	6	-	-	AWG	
Safety and EMC features					
Anti-electric Strength	Input to Output		-	V	Leakage current ≤ 3.5mA, 1min, no breakdown, no arcing
	Input to Shell		≥500	V	
	Output to Shell		≥500	V	
Insulation resistance	Input to Output		-	MΩ	Test voltage = 500V
	Input to Shell		≥50		
	Output to Shell		≥50		
Other characteristics					
Weight	≤ 2.7			kg	
Package	Box				
MTBF	≥200,000			H	Vin= 24V; Iout= 85A
Switching frequency	100±10			KHz	

Characteristic Curves

Conditions: TA = 25°C (77°F), Vin = 24V, Vout = 28V, unless otherwise specified.

Figure 1, Efficiency

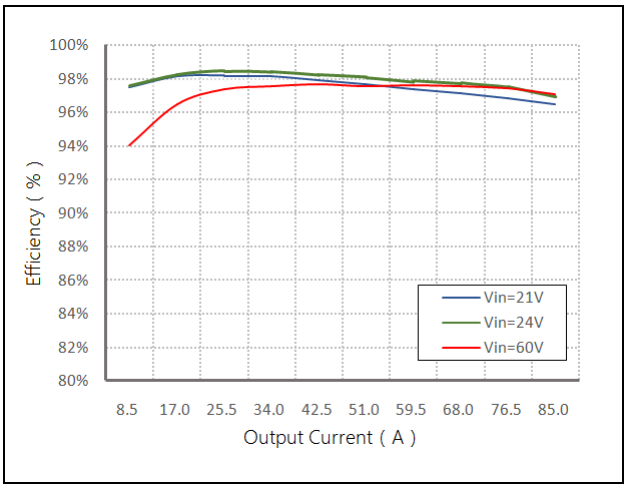

Figure 2, Power dissipation

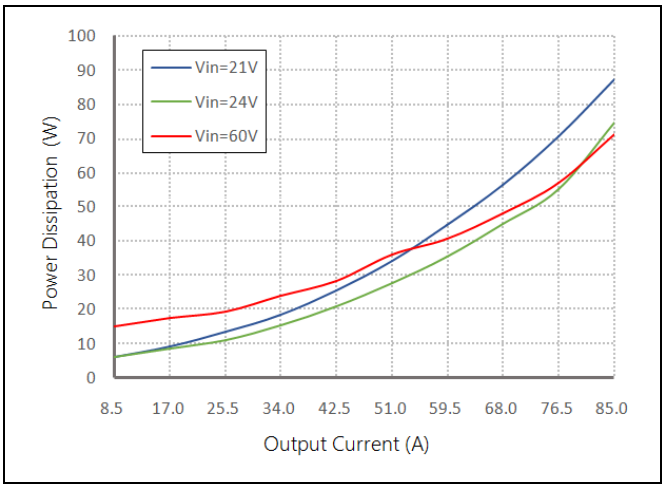

Shenzhen Wengao Electronic Co., Ltd reserves the copyright and right of final interpretation.

Figure 3, Input V-I, Iout=85A

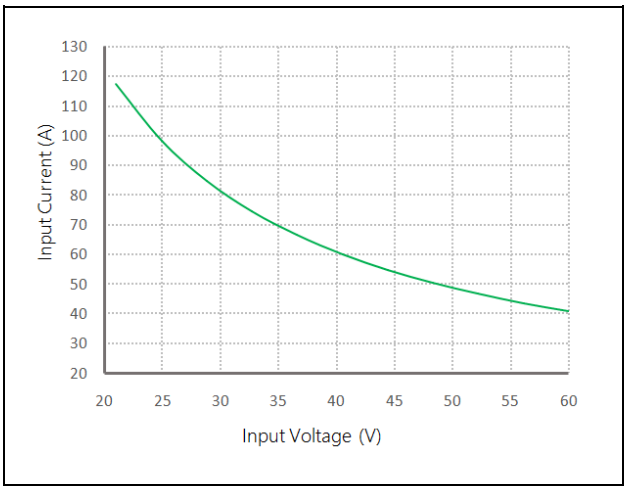

Figure 4, Power-Vin

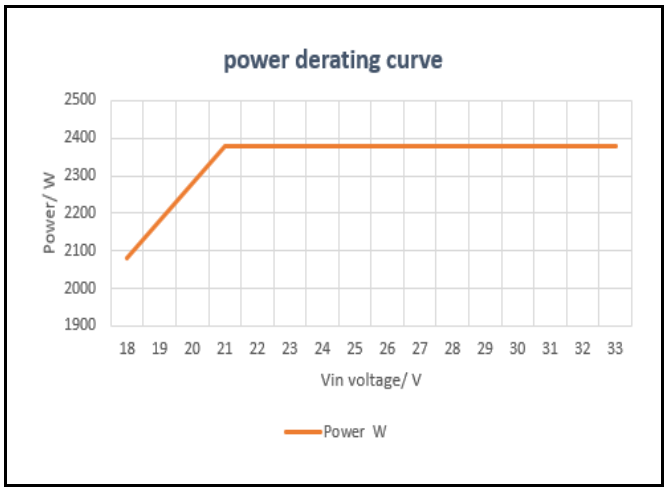

Typical Waveforms

Conditions: TA = 25° C (77° F), Vin = 24V, unless otherwise specified.

Figure 5, 25% - 50% load dynamic

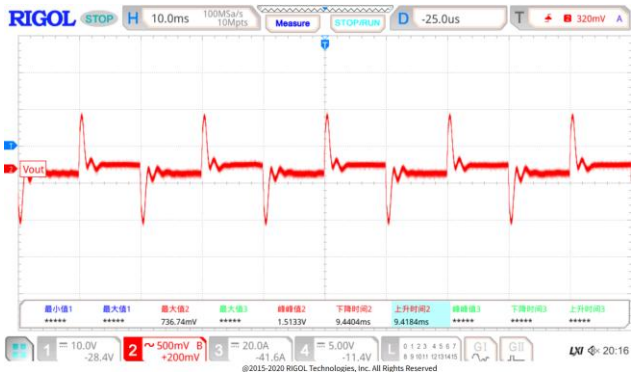

Figure 6, 50% - 75% load dynamic

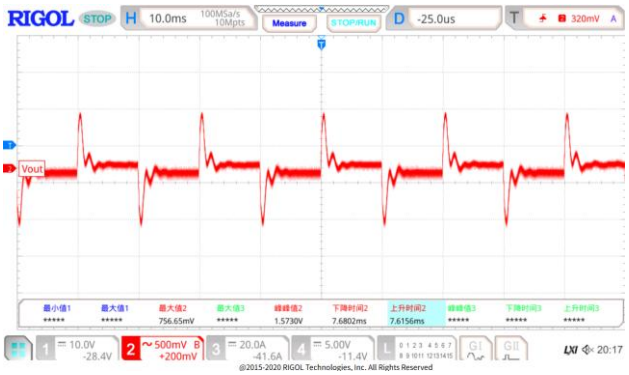

Figure 7, Output voltage established (Iout = 85A)

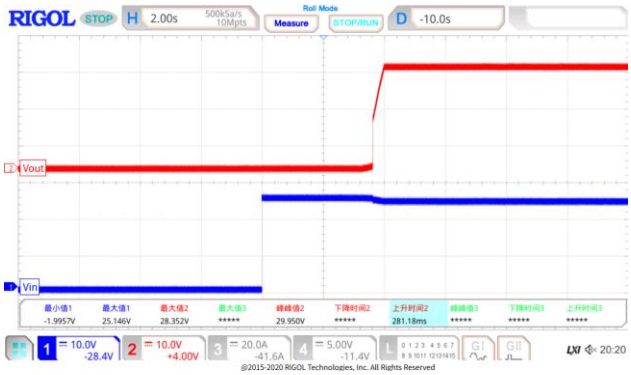

Figure 8, Output ripple & noise (Iout = 85A)

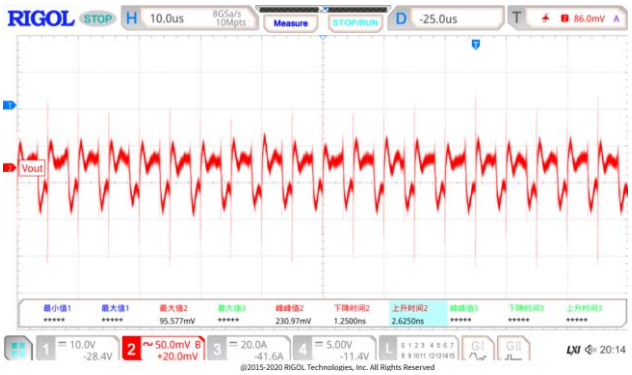

Shenzhen Wengao Electronic Co., Ltd reserves the copyright and right of final interpretation.

Feature Description

Remote On/Off (EN) (Optional)

Logic Enable	Low level (0 - 18Vdc)	High level (18-60Vdc)	Left open
Positive logic	Off	On	Off

Various circuits for driving the EN

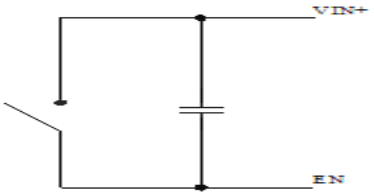

Simple control

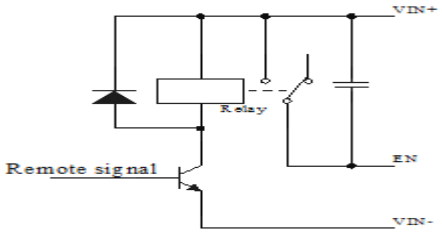

Transistor control

Input Undervoltage Protection

The converter will shut down after the input voltage drops below the under-voltage protection threshold for shutdown. The converter will start to work again after the input voltage reaches the input under voltage protection threshold for startup. For the Hysteresis, see the Protection characteristics.

Output Overcurrent Protection

The converter equipped with current limiting circuitry can provide protection from an output overload or short circuit condition. If the output current exceeds the output overcurrent protection set point, the converter enters hiccup mode. When the fault condition is removed, the converter will automatically restart.

Overtemperature Protection

A temperature sensor on the converter senses the average temperature of the module. It protects the converter from being damaged at high temperatures. When the temperature exceeds the over temperature protection threshold, the output will shut down. It will allow the converter to turn on again when the temperature of the sensed location falls by the value of Over temperature Protection Hysteresis

Wiring Instructions

The input and output of this product is terminals. The user should ensure that the input and output wires and terminals are connected reliably, and pay attention to the wire diameter to meet the requirements of the power supply current. If the cable to be used is long, it needs Considering the voltage drop of the wire, if the voltage drop is too large, the voltage output at the load end may not meet the load demand. In this case, consider using a thicker wire diameter or reducing the length of the wire. Generally, if long wiring is required. Long line should be used on the side where the current is relatively small. For example, this product is a step-down product, so long lines should be used on the input side.

Shenzhen Wengao Electronic Co., Ltd reserves the copyright and right of final interpretation.

Thermal Consideration

Sufficient airflow should be provided to help ensure reliable operating of the WG18-60S2885M

Therefore, thermal components are mounted on the top surface of the WG18-60S2885M to dissipate heat to the surrounding environment by conduction, convection, and radiation. Proper airflow can be verified by measuring the temperature at the middle of the base plate.



Dimension

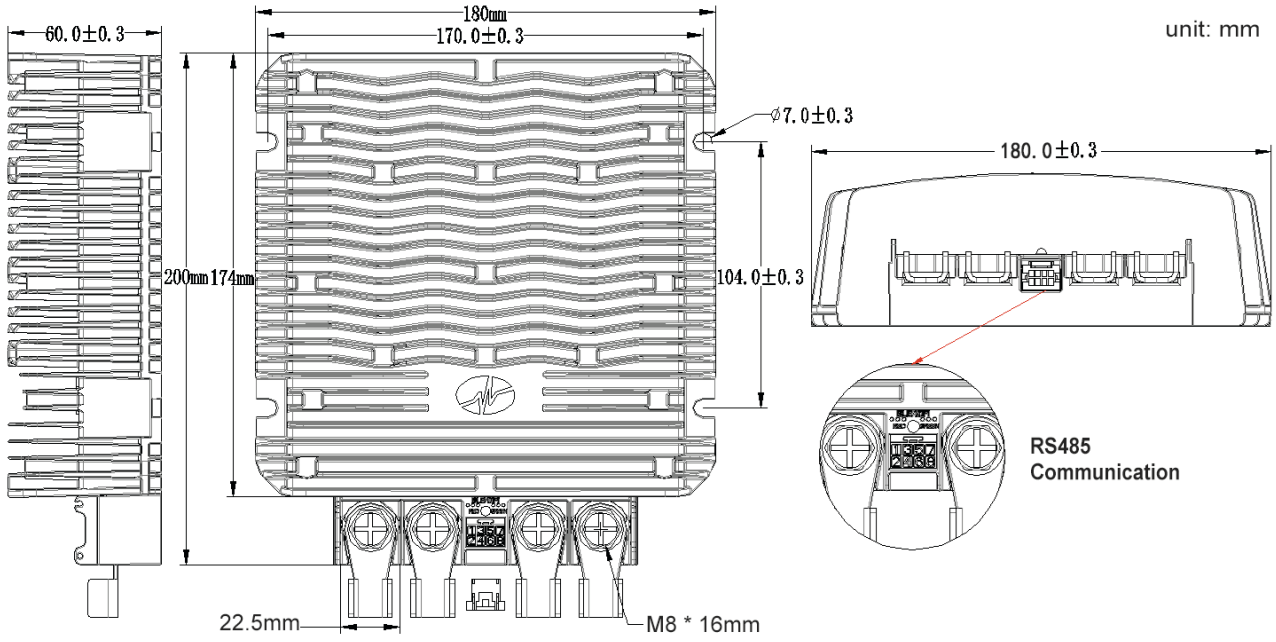



Shenzhen Wengao Electronic Co., Ltd

A: 2/F A, Bldg.A2, Anle Ind. Hangcheng RD., Xixiang Street, Baoan Dist., Shenzhen, China 518102

T: +86 755 29418061 F: +86 755 29418061 E: info@wengaoelec.com W: www.wengaoelec.com

Shenzhen Wengao Electronic Co., Ltd reserves the copyright and right of final interpretation.