

SIMATIC NET, CP 343-2 COMMUNICATION
PROCESSOR FOR CONNECTING SIMATIC S7-300
AND ET200M TO AS-INTERFACE ACCOR. AS-
INTERFACE SPEC. V3.0



General technical data:

Product designation		AS-Interface Master
Product type designation		CP 343-2 (AS-i V 3.0)
Protection class IP		IP20
Type of electrical connection of the AS-interface		S7-300, front connector, 20-pin
Type of voltage supply		via backplane bus
Operating condition separate power supply 24 V		No
Consumed current		
<ul style="list-style-type: none"> from profile conductors of the AS-interface — at 30 V maximum 	mA	100
<ul style="list-style-type: none"> from backplane bus maximum 	mA	200
Power loss [W]	W	4
Insulation voltage rated value	V	500
Product function suitable for AS-i Power24V		Yes
<ul style="list-style-type: none"> Note 		from product status 2 / firmware V3.1
Product feature redundancy capability		Yes
<ul style="list-style-type: none"> Note 		in connection with redundant IM153
Product function		
<ul style="list-style-type: none"> web-based management 		No

<ul style="list-style-type: none"> • Diagnostics via email • Galvanic isolation 		No Yes
Display version		
<ul style="list-style-type: none"> • as status display by LED 		RUN, APF, CER, AUP, CM, SF
Type of configuration of the AS-interface		Set pushbutton on device, STEP7, command interface

Communication/ Protocol:		
Version of the AS-interface specification		V 3.0
AS-interface master profile is supported		M4 (in acc. with AS-interface specification V 3.0)
Type of data transmission		S7-300 / ET 200M backplane bus
Number of units per CPU maximum Note		Limited only by current draw from backplane bus
Number of interfaces		
<ul style="list-style-type: none"> • as AS-interface • acc. to RS 485 • acc. to Industrial Ethernet • acc. to PROFINET • acc. to wireless • acc. to USB • other 		1 0 0 0 0 0 0
Product component optical interface		No
Protocol is supported		
<ul style="list-style-type: none"> • ASIsafe (Safety at work) protocol • PROFIsafe protocol • PROFIBUS protocol • PROFINET IO protocol • PROFINET CBA protocol • TCP/IP • SNMP 		No No No No No No No
Standard for wireless communication IEEE 802.11		No

Inputs/ Outputs:		
Number of inputs for AS Interface maximum		496
Number of outputs for AS Interface maximum		496
Number of AS-i slaves per AS-Interface maximum		62
Bus cycle time of the AS-interface		
<ul style="list-style-type: none"> • for 31 slaves • for 62 slaves 	ms ms	5 10
Access to digital I/O data		via process image/peripheral addresses
Access to analog I/O data		via data record transfer

Mechanical data:		
Width	mm	40
Height	mm	125

Depth	mm	120
Mounting type		S7 mounting rail
Module format		S7-300 modular system






Ambient conditions:

Ambient temperature		
• if installed on horizontal mounting rail	°C	0 ... 60
• if installed on vertical mounting rail during operation	°C	0 ... 40
• during transport	°C	-40 ... +70
• during storage	°C	-40 ... +70
Relative humidity at 25 °C during operation maximum	%	95
Installation altitude at height above sea level maximum	m	2 000

Safety related data:

Suitability for use safety-related function		No
Explosion protection marking for intrinsic safety of related equipment		
• EEx ia		No
• EEx ib		No
Explosion protection category for gas		none
Explosion protection category for dust		none

Certificates/ approvals:

General Product Approval	EMC	For use in hazardous locations	Declaration of Conformity	Shipping Approval	other
 UL	 C-Tick	 ATEX	 EG-Konf.	 BUREAU VERITAS	Confirmation

Further information

Information- and Downloadcenter (Catalogs, Brochures,...)

<http://www.siemens.com/industrial-controls/catalogs>

Industry Mall (Online ordering system)

<http://www.siemens.com/industrymall>

Cax online generator

<http://support.automation.siemens.com/WW/CAXorder/default.aspx?lang=en&mlfb=6GK7343-2AH01-0XA0>

Service&Support (Manuals, Certificates, Characteristics, FAQs,...)

<https://support.industry.siemens.com/cs/ww/en/ps/6GK7343-2AH01-0XA0>

Image database (product images, 2D dimension drawings, 3D models, device circuit diagrams, EPLAN macros, ...)

http://www.automation.siemens.com/bilddb/cax_de.aspx?mlfb=6GK7343-2AH01-0XA0&lang=en

last modified:

06/12/2017 