



1756 ControlLogix Communication Modules Specifications

Standard ControlLogix Communication Modules

1756-CN2, 1756-CN2R, 1756-CNB, 1756-CNBR, 1756-DNB, 1756-DHRIO,
1756-EN2F, 1756-EN2T, 1756-EN2TP, 1756-EN2TR, 1756-EN3TR,
1756-EN4TR, 1756-ENBT, 1756-EWEB, 1756-RIO, 1756-SYNCH, 1756-TIME

Harsh Environment ControlLogix Communication Modules

1756-CN2K, 1756-CN2RK, 1756-CNBK, 1756-CNBRK, 1756-DNBK,
1756-DHRIOK, 1756-EN2FK, 1756-EN2TK, 1756-EN2TPK, 1756-EN2TRK,
1756-EN3TRK, 1756-EN4TRK, 1756-ENBTK, 1756-EWEBK
1756-CN2RXT, 1756-DHRIOXT, 1756-EN2TXT, 1756-EN2TPXT,
1756-EN2TRXT, 1756-EN4TRXT

Topic	Page
Summary of Changes	2
Available Communication Modules	3
Communication Connections	3
EtherNet/IP Network	4
EtherNet/IP Network Specifications	4
EtherNet/IP Module Diagrams	12
Accessories—Ethernet Network	14
Stratix Switches	14
DeviceNet Network	15
Accessories—DeviceNet Network	17
DH+ and Remote I/O Networks	18
Example Configuration—DH+ Network	18
Example Configuration—Remote I/O Network	18
Accessories—DH+ and Remote I/O Networks	24
SynchLink Communication	25
Accessories—SynchLink Network	26
ControlNet Network	27
Connect to Other Devices via a ControlNet Network	28
ControlNet Module Diagrams	34
Accessories—ControlNet Network	35
Legacy Modules	36
1756-EWEB Module	36
1756-TIME Module	39
1756-ENBT Module	41
Additional Resources	45

Summary of Changes

This publication contains the following new or updated information. This list includes substantive updates only and is not intended to reflect all changes.

Topic	Page
Added 1756-EN4TRXT/B information	4...11
Updated CCC certification information	Throughout
Moved 1756-ENBT Module information to the Legacy Modules section	41...43

Available Communication Modules

Network	Cat. No.	Description	Page
EtherNet/IP™	1756-EN2F, 1756-EN2T, 1756-EN2TK, 1756-EN2TP, 1756-EN2TPK, 1756-EN2TR, 1756-EN2TRK, 1756-EN3TR, 1756-EN3TRK, 1756-EN4TR, 1756-EN4TRK	EtherNet/IP bridge	4
	1756-EN2TPXT, 1756-EN2TXT, 1756-EN2TRXT, 1756-EN4TRXT	ControlLogix-XT™ Ethernet/IP bridge	4
DeviceNet®	1756-DNB	DeviceNet bridge	15
Data Highway Plus™	1756-DHRIO	Data Highway Plus/Remote I/O module	18
	1756-DHRIOXT	ControlLogix-XT, Data Highway Plus/Remote I/O module	18
Remote I/O	1756-DHRIO	Data Highway Plus/Remote I/O module	18
	1756-RI0/B	Remote I/O module	18
	1756-DHRIOXT	ControlLogix-XT, Data Highway Plus/Remote I/O module	18
SynchLink™	1756-SYNCH	SynchLink fiber-optic communication link	25

IMPORTANT

When a ControlLogix product that is rated for harsh environments (corrosive atmosphere, extended temperature, etc.) is used in a system with other ControlLogix products that have lower specification values, the system is derated to the lowest common value.

EXAMPLE: If the maximum operating temperature specification found in the Technical Data for your ControlLogix-XT module is 70 °C (158 °F) and you pair it with a ControlLogix chassis that is temperature rated to 60 °C (140 °F), your system is derated to 60 °C (140 °F).

To ensure that your system is equipped for harsh environments, compare the corrosive atmosphere, temperature, and other specifications found in the Technical Data publication for each product.

Communication Connections

A ControlLogix® system uses connections to establish communication links between devices. The types of connections include the following:

- Controller-to-local I/O modules or local communication modules
- Controller-to-remote I/O or remote communication modules
- Controller-to-remote I/O (rack-optimized) modules
- Produced and consumed tags
- Messages
- Controller access with the Studio 5000® environment
- Controller access with RSLinx® software for HMI or other applications

You indirectly determine the number of connections the controller uses by configuring the controller to communicate with other devices in the system. The communication module you use defines the connection limit. If a message path routes through a communication module, the connection that is related to the message also counts towards the connection limit of that communication module.

EtherNet/IP Network



The Ethernet Industrial (EtherNet/IP) network protocol is an open industrial-networking standard that supports real-time I/O messaging and message exchange. It uses off-the-shelf Ethernet communication chips and physical media.

For these requirements	Select this interface
Control I/O modules and drives Act as an adapter for I/O on remote EtherNet/IP links Communicate with other EtherNet/IP devices (messages and HMI) Bridge EtherNet/IP links to route messages to devices on other networks	1756-EN2F, 1756-EN2FK 1756-EN2T, 1756-EN2TK, 1756-EN2TXT 1756-EN2TP, 1756-EN2TPK, 1756-EN2TPXT 1756-EN2TR, 1756-EN2TRK, 1756-EN2TRXT 1756-EN4TR, 1756-EN4TRK, 1756-EN4TRXT
Support Device Level Ring (DLR) and linear topologies	1756-EN2TR, 1756-EN2TRK, 1756-EN2TRXT 1756-EN3TR, 1756-EN3TRK 1756-EN4TR, 1756-EN4TRK, 1756-EN4TRXT
Support Parallel Redundancy Protocol (PRP)	1756-EN2TP, 1756-EN2TPK, 1756-EN2TPXT 1756-EN4TR ⁽¹⁾ , 1756-EN4TRK ⁽¹⁾ , 1756-EN4TRXT ⁽¹⁾
Support redundant adapters ⁽²⁾	1756-EN4TR, 1756-EN4TRK, 1756-EN4TRXT
Provide control in environments where temperatures range from -25...+70 °C (-13...+158 °F)	1756-EN2TPXT, 1756-EN2TRXT, 1756-EN2TXT, 1756-EN4TRXT
Secure access to a control system from within the plant network	1756-EN4TR, 1756-EN4TRK, 1756-EN4TRXT

(1) These modules support PRP with revision 4.001 and higher firmware.
 (2) Redundant adapters require revision 3.x and higher firmware.

For more information on redundant adapters and Ethernet, see the ControlLogix EtherNet/IP Network User Manual, publication [1756-UM004](#).

EtherNet/IP Network Specifications

Table 1 - ControlLogix EtherNet/IP Connections Specifications⁽¹⁾

Cat. No.	Connections		CIP Unconnected Messages (backplane + Ethernet)
	TCP	CIP ⁽²⁾	
1756-EN2F	128	256	128 + 128
1756-EN2T	128	256	128 + 128
1756-EN2TP	128	256	128 + 128
1756-EN2TR	128	256	128 + 128
1756-EN3TR	128	256	128 + 128
1756-EN4TR	512	1000 I/O 528 ⁽³⁾	256+256

(1) There are 1000 CIP™ I/O connections and 528 CIP messaging connections.
 (2) CIP connections can be used for all explicit or all implicit applications. For example, a 1756-ENBT module has a total of 128 CIP connections that can be used in any combination.
 (3) There are 1000 explicit connections and 528 implicit connections.

Table 2 - ControlLogix EtherNet/IP Data Specifications⁽¹⁾

Cat. No.	Produced/Consumed Tags		Socket Services	SNMP Support (password required)	Duplicate IP Detection (starting revision)
	Number of Multicast Tags, Max ⁽²⁾	Unicast Available in RSLogix 5000 Software			
1756-EN2F	32	Version 16.03.00 or later	Yes	Yes	All Revisions
1756-EN2T		Version 16.03.00 or later	Yes		
1756-EN2TP		Version 24.00.00 or later	Yes		
1756-EN2TR		Version 17.01.02 or later	Yes		
1756-EN3TR		Version 18.02.00 or later	Yes		
1756-EN4TR		Version 24.00.00 or later	Yes		

(1) Includes the K and XT harsh environment catalog numbers.
 (2) Each controller can send a maximum of 32 multicast produced tags to one single consuming controller. If these same tags are sent to multiple consumers, the maximum number is 31.

Table 3 - ControlLogix EtherNet/IP Specifications⁽¹⁾

Cat. No.	Firmware Revision	RSLogix 5000® Software Version	RSLinx® Software Version	Packet Rate Capacity (packets/ second) ⁽²⁾		Support for Extended Environment ⁽³⁾	Integrated Motion on the EtherNet/IP Network Axes
				I/O	HMI/MSG		
1756-EN2F	2.x	15.02.00 or later	2.51 or later	10,000	2000	No	—
	3.6 or later	18.02.00 or later ⁽⁴⁾		25,000 ⁽⁵⁾			Up to 8 axes supported ⁽⁵⁾
1756-EN2T	2.x or earlier	15.02.00 or later	2.51 or later	10,000		No	—
	3.6 or later	18.02.00 or later ⁽⁴⁾		25,000 ⁽⁵⁾			Up to 8 axes supported ⁽⁵⁾
1756-EN2TXT	2.x	15.02.00 or later	2.51 or later	10,000		Yes	—
	3.6 or later	18.02.00 or later ⁽⁴⁾		25,000 ⁽⁵⁾			Up to 8 axes supported ⁽⁵⁾
1756-EN2TP	Any	24.00.00 or later ⁽⁴⁾	4.10 or later	25,000 ⁽⁵⁾		No	Up to 8 axes supported ⁽⁵⁾
1756-EN2TPXT	10.x or later	24.00.00 or later	4.10 or later	25,000 ⁽⁵⁾		Yes	Up to 8 axes supported ⁽⁵⁾
1756-EN2TR	2.x	17.01.02 or later	2.56 or later	10,000		No	—
	5.x or later	18.02.00 or later ⁽⁴⁾		25,000 ⁽⁵⁾			Up to 8 axes supported ⁽⁵⁾
1756-EN2TRXT	5.028 or later	20.01.00 or later	2.56 or later	25,000 ⁽⁵⁾	Yes	Up to 8 axes supported ⁽⁵⁾	
1756-EN3TR	3.6 or later	18.02.00 or later ⁽⁴⁾	2.56 or later	25,000 ⁽⁵⁾	No	Up to 128 axes supported ⁽⁵⁾	
1756-EN4TR	Any	24.00.00 or later ⁽⁶⁾	4.10 or later	50,000 without CIP Security™ 25,000 with integrity 15,000 with integrity and confidentiality	3700 without CIP Security 2700 with integrity 1700 with integrity and confidentiality	No	Up to 256 axes supported ⁽⁵⁾
1756-EN4TRXT	Any	24.00.00 or later ⁽⁶⁾	4.10 or later	50,000 without CIP Security™ 25,000 with integrity 15,000 with integrity and confidentiality	3700 without CIP Security 2700 with integrity 1700 with integrity and confidentiality	Yes	Up to 256 axes supported ⁽⁵⁾

(1) Includes the K conformal coating catalog numbers.

(2) I/O numbers are maximums; they assume no HMI/MSG. HMI/MSG numbers are maximums, they assume no I/O. Packet rates vary depending on packet size. For more details, see Troubleshoot EtherNet/IP Application Technique, publication [ENET-AT003](#), and the EDS file for a specific catalog number.

(3) Module operates in a broad temperature spectrum, -25...+70 °C (-13...+158 °F), and meets ANSI/ISA-S71.04-1985 Class G1, G2 and G3, as well as cULus, Class 1 Div 2, C-Tick, CE, ATEX Zone 2 and SIL 2 requirements for increased protection against salts, corrosives, moisture/condensation, humidity, and fungal growth.

(4) This version is required to use CIP Sync™ technology, Integrated Motion on the EtherNet/IP Network, or Exact Match keying.

(5) This value assumes the use of a 1756-L8x or 1756-L7x ControlLogix controller. For a 1756-L6x ControlLogix controller, see ControlLogix Controllers User Manual, publication [1756-UM001](#).

(6) CIP Security requires FactoryTalk® Linx version 6.11.00 or later.

Table 4 - Technical Specifications - 1756 EtherNet/IP Modules⁽¹⁾

Attribute	1756-EN2F	1756-EN2T, 1756-EN2TP	1756-EN2TR, 1756-EN3TR	1756-EN4TR
EtherNet/IP communication rate	100 Mbps, no auto-negotiation	10/100 Mbps		10/100 Mbps 1 Gbps
Current draw @ 5.1V DC	1.2 A	1 A		1.2 A
Current draw @ 24V DC	3 mA			
Power dissipation	6.2 W	5.1 W		6.12 W
Thermal dissipation	21.28 BTU/hr	17.4 BTU/hr		20.9BTU/Hr
Isolation voltage	30V (continuous), basic insulation type, USB to backplane Type tested at 980V AC for 60 s Compliant and tested according to IEC/UL 61010-1	30V (continuous), basic insulation type, Ethernet to backplane, USB to Backplane, and USB to Ethernet ⁽²⁾ Type tested at 980V AC for 60 s Compliant and tested according to IEC/UL 61010-1		30V (continuous), basic insulation type, Ethernet to backplane, USB to backplane, and USB to Ethernet Type tested at 860V AC for 60 s Compliant and tested according to IEC/UL 61010-1
Slot width	1			
Module location	Chassis-based, any slot			
Chassis	1756-A4, 1756-A7, 1756-A10, 1756-A13, 1756-A17			
Power supply, standard	1756-PA72, 1756-PA75, 1756-PB72, 1756-PB75, 1756-PC75, 1756-PH75			
Power supply, redundant	1756-PA75R, 1756-PB75R, 1756-PSCA2			
Ethernet port	1 Ethernet fiber	2 Ethernet RJ45 Category 5		2 Ethernet RJ45 Category 5E
Ethernet cable	Multimode fiber, LC connector	802.3 compliant shielded or unshielded twisted-pair		
USB port ⁽³⁾	USB full speed (12 Mbps)			
Wiring category ⁽⁴⁾	3 - on USB ports	2 - on Ethernet ports 3 - on USB ports		
Temperature code	T4			
Enclosure type rating	None (open-style)			
Transmitter launch power at Beginning of Life (BOL), min Allow -1 dB at End of Life (EOL)	-19 dBm into 62.5/125 μm fiber, - = 0.275 -22.5 dBm into 50/125 μm fiber, - = 0.20	-		

(1) Includes the K conformal coating catalog numbers.
 (2) Applies only to these modules/series: 1756-EN2T/D, 1756-EN2TR/C, 1756-EN3TR/B.
 (3) The USB port is intended for temporary local programming purposes only and not intended for permanent connection. Do not use the USB port in hazardous locations.
 (4) Use this conductor category information for planning conductor routing as described in the system level installation manual. See the Industrial Automation Wiring and Grounding Guidelines, publication [1770-4.1](#).

Table 5 - Environmental Specifications - 1756 EtherNet/IP Modules⁽¹⁾

Attribute	1756-EN2F	1756-EN2T, 1756-EN2TP	1756-EN2TR, 1756-EN3TR	1756-EN4TR
Temperature, operating IEC 60068-2-1 (Test Ad, Operating Cold) IEC 60068-2-2 (Test Bd, Operating Dry Heat) IEC 60068-2-14 (Test Nb, Operating Thermal Shock)	0 °C < Ta < 60 °C (32 °F < Ta < 140 °F)			Series C Chassis: 0 ≤ Ta ≤ +60 °C (+32 ≤ Ta ≤ +140 °F) Series B Chassis: 0 ≤ Ta ≤ +50 °C (+32 ≤ Ta ≤ +122 °F)
Temperature, storage IEC 60068-2-1 (Test Ab, Unpackaged Nonoperating Cold) IEC 60068-2-2 (Test Bb, Unpackaged Nonoperating Dry Heat) IEC 60068-2-14 (Test Na, Unpackaged Nonoperating Thermal Shock)	-40 °C < Ta < 85 °C (-40 °F < Ta < 185 °F)			
Relative humidity IEC 60068-2-30 (Test Db, Unpackaged Damp Heat)	5...95% noncondensing			
Vibration IEC 60068-2-6 (Test Fc, Operating)	2 g @ 10...500 Hz			
Shock, operating IEC 60068-2-27 (Test Ea, Unpackaged Shock)	30 g			
Shock, nonoperating IEC 60068-2-27 (Test Ea, Unpackaged Shock)	30 g	30 g ⁽²⁾	30 g ⁽²⁾	30 g
Emission CISPR 11 (IEC 61000-6-4)	Class A			
ESD immunity IEC 61000-4-2	6 kV contact discharges 8 kV air discharges			
Radiated RF immunity IEC 61000-4-3	10V/m with 1 kHz sine wave 80% AM from 80...2000 MHz 10V/m with 200 Hz 50% Pulse 100% AM @ 900 MHz 10V/m with 200 Hz 50% Pulse 100% AM @ 1890 MHz 3V/m with 1 kHz sine wave 80% AM from 2000...2700 MHz	10V/m with 1 kHz sine wave 80% AM from 80...2000 MHz 10V/m with 200 Hz 50% Pulse 100% AM @ 900 MHz 10V/m with 200 Hz 50% Pulse 100% AM @ 1890 MHz 3V/m with 1 kHz sine wave 80% AM from 2000...6000 MHz		
EFT/B immunity IEC 61000-4-4	–	±3 kV at 5 kHz on Ethernet ports ⁽²⁾		±3 kV at 5 kHz on Ethernet ports
Surge transient immunity IEC 61000-4-5	–	±2 kV line-earth (CM) on Ethernet ports		
Conducted RF immunity IEC 61000-4-6	10V rms with 1 kHz sine wave 80% AM from 150 kHz...80 MHz			

(1) Includes the K conformal coating catalog numbers.

(2) Applies only to these modules/series: 1756-EN2T/D, 1756-EN2TR/C, 1756-EN3TR/B.

Table 6 - Certifications - 1756 EtherNet/IP Modules⁽¹⁾

Certification ⁽²⁾	1756-EN2T 1756-EN2TP	1756-EN2TR, 1756-EN3TR	1756-EN2F	1756-EN4TR
c-UL-us	UL Listed Industrial Control Equipment, certified for US and Canada. See UL File E65584. UL Listed for Class I, Division 2 Group A,B,C,D Hazardous Locations, certified for U.S. and Canada. See UL File E194810.			UL Listed for Class I, Division 2 Group A,B,C,D Hazardous Locations, certified for U.S. and Canada. See UL File E194810.
CSA	CSA Certified Process Control Equipment. See CSA File LR54689C. CSA Certified Process Control Equipment for Class I, Division 2 Group A,B,C,D Hazardous Locations. See CSA File LR69960C.			—
CE	European Union 2014/30/EU EMC Directive, compliant with: <ul style="list-style-type: none"> EN 61326-1; Meas./Control/Lab., Industrial Requirements EN 61000-6-2; Industrial Immunity EN 61000-6-4; Industrial Emissions EN 61131-2; Programmable Controllers (Clause 8, Zone A & B) 			
RCM	Australian Radiocommunications Act, compliant with EN 61000-6-4; Industrial Emissions			
ATEX	European Union 2014/34/EU ATEX Directive, compliant with the following: <ul style="list-style-type: none"> EN IEC 60079-0 General Requirements; EN 60079-7 Explosive Atmospheres, Protection "e"; II 3 G Ex EC IIC T4 Gc UL 22 ATEX 2818X 			
UKEX	In conformity with the following UKEX Statutory Instruments and their amendments: <ul style="list-style-type: none"> Schedule 1 of the UKEX Regulation 2016 No. 1107 Equipment protection by increased safety "e", reference certificate number UL22UKEX2604X Zone 2 classification according to UKEX Regulation 2016 No. 1107 			
UKCA	In conformity with the following UK Statutory Instruments and their amendments: <ul style="list-style-type: none"> 2016 No. 1091, Electromagnetic Compatibility Regulations 2016 No. 1107, Equipment and Protective Systems Intended for Use in Potentially Explosive Atmospheres Regulations 2012 No. 3032, Restriction of the Use of Certain Hazardous Substances in Electrical and Electronic Equipment 			
FM	FM Approved Equipment for use in Class I Division 2 Group A,B,C,D Hazardous Locations			
IECEX	—		IECEX System, compliant with the Standards IEC 60079-0, General Requirements, and IEC 60079-7, Explosive Atmospheres, Protection "e"; II 3 G Ex EC IIC T4 Gc IECEX UL 22.0063X	
KC	Korean Registration of Broadcasting and Communications Equipment, compliant with: Article 58-2 of Radio Waves Act, Clause 3			
EtherNet/IP	ODVA conformance tested to EtherNet/IP specifications			
Morocco	In conformity with the following regulations: <ul style="list-style-type: none"> Arrêté ministériel n° 6404-15 du 1^{er} muharram 1437 (15 octobre 2015) Équipements électriques destinés à être utilisés sous certaines limites de tension Arrêté ministériel n° 6404-15 du 29 ramadan 1436 (16 juillet 2015) Compatibilité électromagnétique des équipements 			
CCC	CCC 2020122309111998 CNCA-C23-01 强制性产品认证实施规则 防爆电气 CNCA-C23-01 CCC Implementation Rule Explosion-Proof Electrical Products			

(1) Includes the K conformal coating catalog numbers.

(2) When product is marked. See the Product Certification link at rok.auto/certifications for Declarations of Conformity, Certificates, and other certification details.

Table 7 - Technical Specifications - 1756 EtherNet/IP-XT Modules

Attribute	1756-EN2TXT, 1756-EN2TRXT, 1756-EN2TPXT	1756-EN4TRXT
EtherNet/IP communication rate	10/100 Mbps	10/100 Mbps 1 Gbps
Logix communication connections	256	1000 I/O 528 ⁽¹⁾
TCP communication connections	128	512
Current draw @ 5.1V DC	1 A	1.2 A
Power dissipation	5.1 W	6.12 W
Thermal dissipation	17.4 BTU/hr	20.9BTU/Hr
Isolation voltage	30V (continuous), Basic Insulation Type, Ethernet to Backplane, USB to Backplane, and USB to Ethernet Compliant and tested according to IEC/UL 61010-1	
Slot width	1	
Module location	Chassis-based, any slot	
Chassis	1756-A7XT/C, 1756-A10XT/C, 1756-A7ZXT, 1756-A10ZXT	
Power supply, standard	1756-PAXT, 1756-PBXT, 1756-PA75XT	
Power supply, redundant	1756-PAXTR, 1756-PBXTR	
Ethernet port	2 Ethernet RJ45 Category 5	
Ethernet cable	802.3 compliant shielded or unshielded twisted-pair	
USB port ⁽²⁾	USB full speed (12 Mbps)	
Wiring category ⁽³⁾	2 - on Ethernet ports 3 - on USB ports	
Temperature code	T4	
Enclosure type rating	None (open-style)	

(1) There are 1000 CIP I/O connections and 528 CIP messaging connections.

(2) The USB port is intended for temporary local programming purposes only and not intended for permanent connection. Do not use the USB port in hazardous locations.

(3) Use this conductor category information for planning conductor routing as described in the system level installation manual. See the Industrial Automation Wiring and Grounding Guidelines, publication [1770-4.1](#).

Table 8 - Environmental Specifications - 1756 EtherNet/IP-XT Module

Attribute	1756-EN2TXT, 1756-EN2TRXT, 1756-EN2TPXT, 1756-EN4TRXT/A	1756-EN4TRXT/B
Temperature, operating IEC 60068-2-1 (Test Ad, Operating Cold) IEC 60068-2-2 (Test Bd, Operating Dry Heat) IEC 60068-2-14 (Test Nb, Operating Thermal Shock)	-25 ≤ Ta ≤ +70 °C (-13 ≤ Ta ≤ +158 °F) -25 ≤ Ta ≤ +70 °C (-13 ≤ Ta ≤ +158 °F)	
Temperature, nonoperating IEC 60068-2-1 (Test Ab, Unpackaged Nonoperating Cold), IEC 60068-2-2 (Test Bb, Unpackaged Nonoperating Dry Heat) IEC 60068-2-14 (Test Na, Unpackaged Nonoperating Thermal Shock)	-40...85 °C (-40...185 °F)	
Relative humidity IEC 60068-2-30 (Test Db, Unpackaged damp heat)	5...95% noncondensing	
Conformal Coated	Yes	
Corrosive Atmosphere • ASTM B845-97 Method H Accelerated Test (20-Day Exposure)	Severity Level G3 ⁽¹⁾ per ANSI/ISA 71.04-2013, Airborne Contaminants—Gases Severity Level CX ⁽¹⁾⁽²⁾ per IEC 60721-3-3:2019, Chemically Active Substances	—
• ASTM B845-97 Method K Accelerated Test (30-Day Exposure) • Plus additional Rockwell Automation proprietary accelerated corrosive environment test protocol for specific industries with sources of gaseous sulfur compounds	—	Severity Level GX ⁽³⁾⁽⁴⁾ per ANSI/ISA 71.04-2013, Airborne Contaminants—Gases Severity Level CX ⁽³⁾ per IEC 60721-3-3:2019, Chemically Active Substances
Vibration IEC 60068-2-6 (Test Fc, Operating)	2 g @ 10...500 Hz	
Shock, operating IEC 60068-2-27 (Test Ea, Unpackaged Shock)	30 g	
Shock, nonoperating IEC 60068-2-27 (Test Ea, Unpackaged Shock)	30 g	
Emissions CISPR 11 (IEC 61000-6-4)	Class A	
ESD immunity IEC 61000-4-2	6 kV contact discharges 8 kV air discharges	
Radiated RF immunity IEC 61000-4-3	10V/m with 1 kHz sine wave 80% AM from 80...2000 MHz 10V/m with 200 Hz 50% Pulse 100% AM @ 900 MHz 10V/m with 200 Hz 50% Pulse 100% AM @ 1890 MHz 3V/m with 1 kHz sine wave 80% AM from 2000...6000 MHz	
EFT/B immunity IEC 61000-4-4	±3 kV at 5 kHz on Ethernet ports (1756-EN2TXT/D, 1756-EN2TRXT/C, and 1756-EN4TRXT only)	
Surge transient immunity IEC 61000-4-5	±2 kV line-earth (CM) on Ethernet ports	
Conducted RF immunity IEC 61000-4-6	10V rms with 1 kHz sine wave 80% AM from 150 kHz...80 MHz	

(1) Port plugs/covers must remain installed in unused ports at all times during storage and operation for the product to maintain its corrosive atmosphere rating.
 (2) Up to 9.6 microns per year, corrosion rate of copper.
 (3) Port plugs/covers must remain installed in unused ports at all times, once the factory packaging seal is broken, for the product to maintain its corrosive atmosphere rating.
 (4) Up to 2100 angstroms of film growth per 30 days of copper and/or silver reactivity.

Table 9 - Certifications - 1756 EtherNet/IP-XT Module

Certification ⁽¹⁾	1756-EN2TXT, 1756-EN2TRXT, 1756-EN2TPXT	1756-EN4TRXT
c-UL-us	UL Listed Industrial Control Equipment, certified for US and Canada. See UL File E65584. UL Listed for Class I, Division 2 Group A,B,C,D Hazardous Locations, certified for U.S. and Canada. See UL File E194810.	
CE	European Union 2014/30/EU EMC Directive, compliant with the following: <ul style="list-style-type: none"> EN 61326-1; Meas./Control/Lab., Industrial Requirements EN 61000-6-2; Industrial Immunity EN 61000-6-4; Industrial Emissions EN 61131-2; Programmable Controllers (Clause 8, Zone A & B) 	
RCM	Australian Radiocommunications Act, compliant with EN 61000-6-4; Industrial Emissions	
ATEX	European Union 2014/34/EU ATEX Directive, compliant with the following: <ul style="list-style-type: none"> EN 60079-7; Explosive Atmospheres, Protection "e" EN 60079-0; General Requirements II 3 G Ex EC IIC T4 Gc 	
UKEX	In conformity with the following UKEX Statutory Instruments and their amendments: <ul style="list-style-type: none"> Schedule 1 of the UKEX Regulation 2016 No. 1107 Equipment protection by increased safety "e", reference certificate number UL22UKEX2604X Zone 2 classification according to UKEX Regulation 2016 No. 1107 	
UKCA	In conformity with the following UK Statutory Instruments and their amendments: <ul style="list-style-type: none"> 2016 No. 1091, Electromagnetic Compatibility Regulations 2016 No. 1107, Equipment and Protective Systems Intended for Use in Potentially Explosive Atmospheres Regulations 2012 No. 3032, Restriction of the Use of Certain Hazardous Substances in Electrical and Electronic Equipment 	
IECEX	IECEX System, compliant with the Standards IEC 60079-0, General Requirements, and IEC 60079-7, Explosive Atmospheres, Protection "e"; II 3 G Ex EC IIC T4 Gc IECEX UL 22.0063X	
FM	–	FM Approved Equipment for use in Class I Division 2 Group A,B,C,D Hazardous Locations
KC	Korean Registration of Broadcasting and Communications Equipment, compliant with: Article 58-2 of Radio Waves Act, Clause 3	
EtherNet/IP	ODVA conformance tested to EtherNet/IP specifications	
Morocco	In conformity with the following regulations: <ul style="list-style-type: none"> Arrêté ministériel n° 6404-15 du 1^{er} muharram 1437 (15 octobre 2015) Équipements électriques destinés à être utilisés sous certaines limites de tension Arrêté ministériel n° 6404-15 du 29 ramadan 1436 (16 juillet 2015) Compatibilité électromagnétique des équipements 	
CCC	CCC 2020122309111998 CNCA-C23-01 强制性产品认证实施规则 防爆电气 CNCA-C23-01 CCC Implementation Rule Explosion-Proof Electrical Products	

(1) When product is marked. See the Product Certification link at rok.auto/certifications for Declarations of Conformity, Certificates, and other certification details.

EtherNet/IP Module Diagrams

Figure 1 - 1756-EN2T

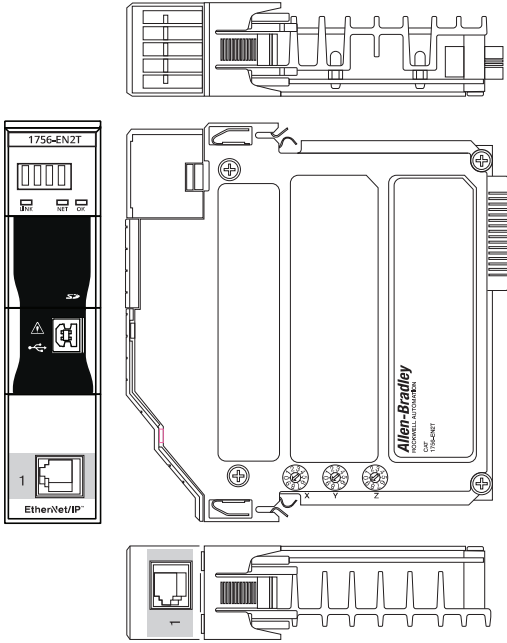


Figure 2 - 1756-EN2TP

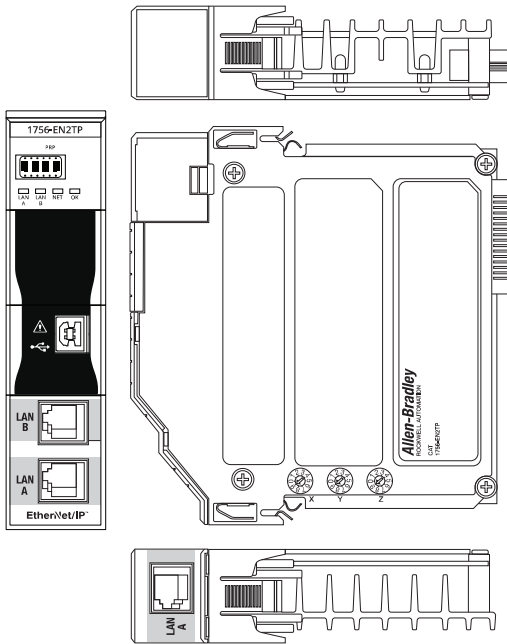


Figure 3 - 1756-EN2TR, 1756-EN3TR

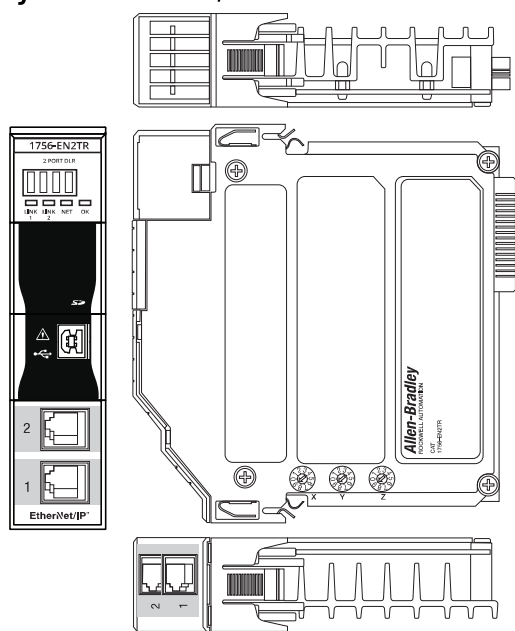


Figure 4 - 1756-EN2F

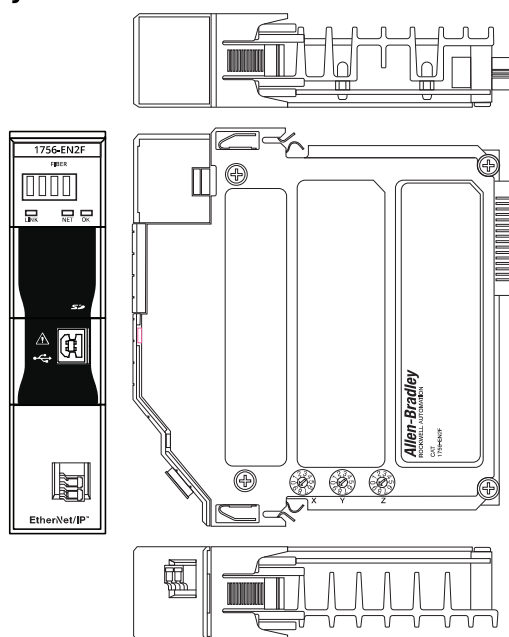


Figure 5 - 1756-EN4TR

