PE 3100 Rolling Style Transmitter Instruction

○ 81102010072600A

Product Introduction

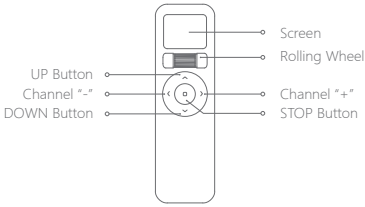

Fifteen-Channel

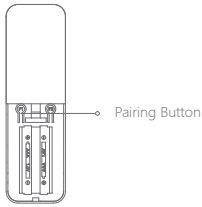

Back

Mounting Bracket

Technical data

- Standby Current: ≤1uA
- Operating Distance: ≥35m
- Working Current: ≤20mA
- Working Temperature: -20~+60℃
- Power: 3V
- Battery: AAA Battery × 2
- Frequency: 433.92MHz

Maximum Channel Latch

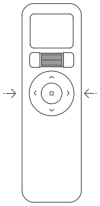

Use the "-" or "+" channel button to select the maximum channel (except the group channel "00").

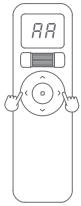

Hold down the "-" and "+" channel buttons at the same time, the screen will start flashing the current channel until "AA" is displayed.

The screen displays "AA" as successful.

Release The Maximum Channel Latch

Except for the group channel "00", hold down the "-" and "+" channel buttons.

The display starts flashing the current channel and let go until "15" is displayed.

The screen displays "15" as successful.

Battery Replacement

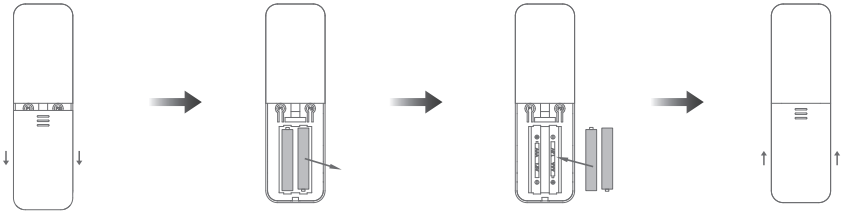

① Slide down to open the battery compartment.

② Remove the old batteries and properly dispose of the used ones.

③ Place the new batteries in the compartment.

④ Slide the rear cover back.

Warning

1. Keep the transmitter away from moisture and impact to extend the service life.
2. If it is found that transmitter needs to be closely controlled or the button is not too sensitive and the indicator light blinks and darkens, the battery needs to be replaced.
3. Press any button for more than 10 seconds, the transmitter will stop sending wireless signals.
4. Please dispose of used batteries properly.
5. The 00 channel can control all channels, and the code matching function cannot be realized when using this channel.

FCC Warning

Any changes or modifications not expressly approved by the party responsible for compliance could void the user’s authority to operate the equipment.
This device complies with Part 15 of the FCC Rules. Operation is subject to the following two conditions:
(1) this device may not cause harmful interference, and
(2) this device must accept any interference received, including interference that may causeb undesired operation.
Note: This equipment has been tested and found to comply with the limits for a Class B digital device, pursuant to Part 15 of the FCC Rules. These limits are designed to provide reasonable protection against harmful interference in a residential installation. This equipment generates, uses, and can radiate radio frequency energy, and if not installed and used in accordance with the instructions, may cause harmful interference to radio communications. However, there is no guarantee that interference will not occur in a particular installation. If this equipment does cause harmful interference to radio or television reception, which can be determined by turning the equipment off and on, the user is encouraged to try to correct the interference by one or more of the following measures:
– Reorient or relocate the receiving antenna.
– Increase the separation between the equipment and receiver.
– Connect the equipment into an outlet on a circuit different from that to which the receiver is connected.
– Consult the dealer or an experienced radio/TV technician for help.

Simplified EU Declaration Of Conformity

The simplified EU declaration of conformity referred to in Article 10(9) shall be provided as follows:
Hereby, Zhejiang General Light Curtain Co., Ltd declares that the radio equipment type Rolling Style Transmitter is in compliance with Directive 2014/53/EU.
The full text of the EU declaration of conformity is available at the following internet address:
https://www.poyaltech.com/eu-declaration-of-conformity