



**制冷设备专业制造商**  
PROFESSIONAL MANUFACTURER OF REFRIGERATION EQUIPMENT



**专业制造：** ▼ **制冰机** ▼ **商用冷柜** ▼ **不锈钢操作台**  
PROFESSIONAL MANUFACTURE: ICE MACHINE COMMERCIAL REFRIGERATOR STAINLESS STEEL WORKTABLE


**广东晶百誉制冷设备有限公司**  
Guangdong Jingbaiyu Refrigeration Equipment Co., Ltd.  
**广州百誉制冷设备有限公司**  
Guangzhou Baiyu Refrigeration Equipment Co., Ltd.



多项权威认证 + ISO9001 加持，商用制冷品质，实力看得见  
Multiple authoritative certifications + ISO9001 accreditation, commercial refrigeration quality with tangible strength.

注意：最大产冰量测试条件，进水温度为 15℃，环境温度为 21℃

Note: The test conditions for maximum ice production capacity are as follows:  
inlet water temperature of 15°C; ambient temperature of 21°C.



方形冰  
CUBE ICE




款式 STYLE	一体式制冰机 ONE-PIECE ICE MAKER						吧台式制冰机 DESKTOP ICE MAKER					
	型号 Model	BY-80	BY-100	BY-120	BY-150	BY-200	BY-260	KF-100	KF-120	KF-150	KF-200	KF-260
冷凝方式:风冷(A)/水冷(W) Cooling method:Air(A)/Water(W)	风冷(A)	风冷(A)	风冷(A)	风冷(A)	风冷(A)	风冷(A)	风冷(A)	风冷(A)	风冷(A)	风冷(A)	风冷(A)	风冷(A)
最大产冰量(kg/24h) Max. Ice Output(kg/24h)	40kg	50kg	60kg	70kg	90kg	115kg	50kg	60kg	80kg	100kg	120kg	120kg
储冰量(kg) Ice storage capacity (kg)	25kg	25kg	25kg	50kg	50kg	50kg	20kg	40kg	40kg	60kg	60kg	60kg
制冷剂 Refrigerant	R404A	R404A	R404A	R404A	R404A	R404A	R404A	R404A	R404A	R404A	R404A	R404A
电压/频率(V/Hz) Voltage/Frequency(V/Hz)	220V/50Hz	220V/50Hz	220V/50Hz	220V/50Hz	220V/50Hz	220V/50Hz	220V/50Hz	220V/50Hz	220V/50Hz	220V/50Hz	220V/50Hz	220V/50Hz
功率(W) Power(W)	630W	630W	630W	780W	780W	780W	630W	630W	780W	780W	780W	780W
标配电源线 Standard power cord	10A	10A	10A	10A	10A	10A	10A	10A	10A	10A	10A	10A
尺寸(长×宽×高)(mm) Size:W×D×H(mm)	530*590*850	530*590*850	530*590*850	680*690*950	680*690*950	680*690*950	540*580*780	900*760*(850+100)	900*760*(850+100)	1050*760*(850+100)	1050*760*(850+100)	1050*760*(850+100)

冰块特点:方形冰厚度可调节变成实心或空心，具有灵活性。硬度适中，搅拌机容易打碎。

Ice Features:Cube ice has adjustable thickness and can be made solid or hollow, offering great flexibility.With moderate hardness, it is easy to crush in blenders.

冰块应用:适用于饮品店、酒店、西餐厅、快餐店、便利店及冷饮店等需求冰块的场所。

Ice Application: Suitable for beverage shops, hotels, Western restaurants, fast food restaurants, convenience stores, cold drink shops and other places in need of ice.



方形冰  
CUBE ICE



款式 STYLE	分体式制冰 SPLIT TYPE ICE MAKER										
	型号 Model	BY-300	BY-350	BY-420	BY-500Z	BY-500	BY-700	BY-1000	BY-1200	BY-1500	BY-1950
冷凝方式:风冷(A)/水冷(W) Cooling method:Air(A)/Water(W)	风冷(A)/水冷(W)	风冷(A)/水冷(W)	风冷(A)/水冷(W)	风冷(A)/水冷(W)	风冷(A)/水冷(W)	风冷(A)/水冷(W)	风冷(A)/水冷(W)	风冷(A)/水冷(W)	风冷(A)/水冷(W)	风冷(A)/水冷(W)	风冷(A)/水冷(W)
最大产冰量(kg/24h) Max. Ice Output(kg/24h)	130kg	150kg	180kg	220kg	220kg	318kg	450kg	520kg	650kg	860kg	860kg
储冰量(kg) Ice storage capacity (kg)	100kg	100kg	100kg	100kg	200kg	200kg	220kg	220kg	450kg	450kg	450kg
制冷剂 Refrigerant	R404A	R404A	R404A	R404A	R404A	R404A	R404A	R404A	R404A	R404A	R404A
电压/频率(V/Hz) Voltage/Frequency(V/Hz)	220V/50Hz	220V/50Hz	220V/50Hz	220V/50Hz	220V/50Hz	220V/50Hz	220V/50Hz	220V/50Hz	220V/50Hz	220V/50Hz	380V/50Hz
功率(W) Power(W)	900W	900W	900W	1180W	1180W	1300W	1700W	1950W	2450W	2850W	2850W
标配电源线 Standard power cord	10A	10A	10A	16A	16A	16A	16A	16A	16A	裸线Bare Wire	裸线Bare Wire
尺寸(长×宽×高)(mm) Size:W×D×H(mm)	580*820*1600	580*820*1600	580*820*1680	580*820*1800	780*820*1700	780*820*1750	780*820*1960	780*820*1960	1260*840*1850	1260*840*1960	1260*840*1960

冰块特点:方形冰厚度可调节变成实心或空心，具有灵活性。硬度适中，搅拌机容易打碎。

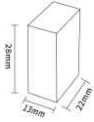
Ice Features:Cube ice has adjustable thickness and can be made solid or hollow, offering great flexibility.With moderate hardness, it is easy to crush in blenders.

冰块应用:适用于饮品店、酒店、西餐厅、快餐店、便利店及冷饮店等需求冰块的场所。

Ice Application: Suitable for beverage shops, hotels, Western restaurants, fast food restaurants, convenience stores, cold drink shops and other places in need of ice.

注意：最大产冰量测试条件，进水温度为 15℃，环境温度为 21℃

Note: The test conditions for maximum ice production capacity are as follows:  
inlet water temperature of 15°C; ambient temperature of 21°C.



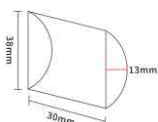
**半方形冰**  
HALF CUBE ICE



款式 STYLE	分体式制冰机 SPLIT TYPE ICE MAKER									
	型号 Model	BY-350	BY-420	BY-500Z	BY-500	BY-700	BY-1000	BY-1200	BY-1500	BY-1950
冷凝方式:风冷(A)/水冷(W) Cooling method:Air(A)/Water(W)	风冷(A)/水冷(W)	风冷(A)/水冷(W)	风冷(A)/水冷(W)	风冷(A)/水冷(W)	风冷(A)/水冷(W)	风冷(A)/水冷(W)	风冷(A)/水冷(W)	风冷(A)/水冷(W)	风冷(A)/水冷(W)	风冷(A)/水冷(W)
最大产冰量(kg/24h) Max. Ice Output(kg/24h)	150kg	180kg	220kg	220kg	318kg	450kg	520kg	650kg	860kg	
储冰量(kg) Ice storage capacity (kg)	100kg	100kg	100kg	200kg	200kg	220kg	220kg	450kg	450kg	
制冷剂 Refrigerant	R404A	R404A	R404A	R404A	R404A	R404A	R404A	R404A	R404A	
电压/频率(V/Hz) Voltage/Frequency(V/Hz)	220V/50Hz	220V/50Hz	220V/50Hz	220V/50Hz	220V/50Hz	220V/50Hz	220V/50Hz	220V/50Hz	380V/50Hz	
功率(W) Power(W)	900W	900W	1180W	1180W	1300W	1700W	1950W	2450W	2850W	
标配电源线 Standard power cord	10A	10A	16A	16A	16A	16A	16A	裸线Bare Wire	裸线Bare Wire	
尺寸(长×宽×高)(mm) Size:W×D×H(mm)	580*820*1600	580*820*1680	580*820*1800	780*820*1700	780*820*1750	780*820*1960	780*820*1960	1260*840*1850	1260*840*1960	

冰块特点:半方形冰为全实心，冰块硬度介于方形冰和月牙形冰之间，制作饮品时融化速度相对慢。  
Ice Features: Half cube ice is fully solid. Its hardness is between cube ice and crescent ice, and it melts relatively slowly when used in beverages.

冰块应用:适用于港式茶饮、茶餐厅、奶茶店等，主要用来制作沙冰和汽泡水。  
Ice Application: Suitable for Hong Kong-style tea drinks, tea restaurants, milk tea shops, etc. It is mainly used for making smoothies and sparkling water.



**月牙形冰**  
CRESCENT ICE



款式 STYLE	一体式制冰机 ONE-PIECE ICE MAKER		吧台式制冰机 DESKTOP ICE MAKER			分体式制冰机 SPLIT TYPE ICE MAKER				
	型号 Model	BY-120	BY-200	KF-100	KF-120	KF-200	BY-350	BY-500	BY-700	BY-1000
冷凝方式:风冷(A)/水冷(W) Cooling method:Air(A)/Water(W)	风冷(A)	风冷(A)	风冷(A)	风冷(A)	风冷(A)	风冷(A)	风冷(A)/水冷(W)	风冷(A)/水冷(W)	风冷(A)/水冷(W)	风冷(A)/水冷(W)
最大产冰量(kg/24h) Max. Ice Output(kg/24h)	60kg	90kg	50kg	60kg	100kg	150kg	220kg	318kg	450kg	
储冰量(kg) Ice storage capacity (kg)	25kg	50kg	20kg	40kg	60kg	100kg	200kg	200kg	200kg	
制冷剂 Refrigerant	R404A	R404A	R404A	R404A	R404A	R404A	R404A	R404A	R404A	
电压/频率(V/Hz) Voltage/Frequency(V/Hz)	220V/50Hz	220V/50Hz	220V/50Hz	220V/50Hz	220V/50Hz	220V/50Hz	220V/50Hz	220V/50Hz	220V/50Hz	
功率(W) Power(W)	715W	945W	715W	715W	945W	1050W	1265W	1750W	1950W	
标配电源线 Standard power cord	10A	10A	10A	10A	10A	16A	16A	16A	16A	
尺寸(长×宽×高)(mm) Size:W×D×H(mm)	530*590*850	680*690*950	540*580*850	900*760*(850+100)	1050*760*(850+100)	580*820*1660	780*820*1750	780*820*1860	780*820*1860	

冰块特点:月牙形冰为全实心，冰块晶莹剔透，硬度较高，接触面少，融化速度慢，使冷饮口感比较均匀。  
Ice Features: Crescent ice is fully solid, crystal clear, and high in hardness. It has a small contact area and melts slowly, ensuring a consistent taste for cold beverages.

冰块应用:适用于果汁、茶饮、奶茶等饮品。  
Ice Application: Suitable for fruit juice, tea drinks, milk tea and other beverages.



注意：最大产冰量测试条件，进水温度为 15℃，环境温度为 21℃  
 Note: The test conditions for maximum ice production capacity are as follows:  
 inlet water temperature of 15°C; ambient temperature of 21°C.




**圆柱冰**  
 CYLINDER ICE



款式 STYLE	一体式制冰机 ONE-PIECE ICE MAKER		吧台式制冰机 DESKTOP ICE MAKER			
	型号 Model	BY-120	BY-200	KF-100	KF-120	KF-200
冷凝方式:风冷(A)/水冷(W) Cooling method:Air(A)/Water(W)		风冷(A)	风冷(A)	风冷(A)	风冷(A)	风冷(A)
最大产冰量(kg/24h) Max. Ice Output(kg/24h)		60kg	90kg	50kg	60kg	100kg
储冰量(kg) Ice storage capacity (kg)		25kg	50kg	20kg	40kg	60kg
制冷剂 Refrigerant		R404A	R404A	R404A	R404A	R404A
电压/频率(V/Hz) Voltage/Frequency(V/Hz)		220V/50Hz	220V/50Hz	220V/50Hz	220V/50Hz	220V/50Hz
功率(W) Power(W)		715W	945W	715W	715W	945W
标配电源线 Standard power cord		10A	10A	10A	10A	10A
尺寸(长×宽×高)(mm) Size:W×D×H(mm)		530*650*850	680*750*950	540*620*780	900*760*(850+100)	1050*760*(850+100)

冰块特点:圆柱冰形状规则，外观较为美观，体积稍大，能够储存较多的冷量。  
 Ice Features: Cylinder ice has a regular shape and an attractive appearance. It is slightly larger in volume and can store more cooling capacity.

冰块应用:适用于酒吧、咖啡厅等场所。  
 Ice Application: Suitable for bars, cafes and other places.



**大方冰**  
 BIG CUBE ICE



款式 STYLE	吧台式制冰机 DESKTOP ICE MAKER		
	型号 Model	KF-100	KF-120
冷凝方式:风冷(A)/水冷(W) Cooling method:Air(A)/Water(W)		风冷(A)	风冷(A)
最大产冰量(kg/24h) Max. Ice Output(kg/24h)		50kg	60kg
储冰量(kg) Ice storage capacity (kg)		20kg	40kg
制冷剂 Refrigerant		R404A	R404A
电压/频率(V/Hz) Voltage/Frequency(V/Hz)		220V/50Hz	220V/50Hz
功率(W) Power(W)		715W	945W
标配电源线 Standard power cord		10A	10A
尺寸(长×宽×高)(mm) Size:W×D×H(mm)		540*580*850	900*760*(850+100)

冰块特点:大方冰形状规则，外观较为美观，体积稍大，能够储存较多的冷量。  
 Ice Features: Large square ice has a regular shape and an attractive appearance. It is slightly larger in volume and can store more cooling capacity.

冰块应用:适用于酒吧、咖啡厅等场所。  
 Ice Application: Suitable for bars, cafes and other places.





注意：最大产冰量测试条件，进水温度为 15℃，环境温度为 21℃

Note: The test conditions for maximum ice production capacity are as follows:  
inlet water temperature of 15°C; ambient temperature of 21°C.



雪花碎冰  
GRANULAR ICE



款式 STYLE	一体式制冰机 ONE-PIECE ICE MAKER			分体式制冰机 SPLIT TYPE ICE MAKER		
	型号 Model	BY-120	BY-200	BY-350	BY-500	BY-700
冷凝方式:风冷(A)/水冷(W) Cooling method:Air(A)/Water(W)	风冷(A)	风冷(A)	风冷(A)/水冷(W)	风冷(A)/水冷(W)	风冷(A)/水冷(W)	风冷(A)/水冷(W)
最大产冰量(kg/24h) Max. Ice Output(kg/24h)	60kg	90kg	150kg	220kg	318kg	450kg
储冰量(kg) Ice storage capacity (kg)	25kg	50kg	100kg	200kg	200kg	200kg
制冷剂 Refrigerant	R404A	R404A	R404A	R404A	R404A	R404A
电压/频率(V/Hz) Voltage/Frequency(V/Hz)	220V/50Hz	220V/50Hz	220V/50Hz	220V/50Hz	220V/50Hz	220V/50Hz
功率(W) Power(W)	495W	630W	810W	950W	1365W	1750W
标配电源线 Standard power cord	10A	10A	10A	16A	16A	16A
尺寸(长×宽×高)(mm) Size:W×D×H(mm)	530*700*850	680*800*950	580*820*1600	780*820*1700	780*820*1750	780*820*1860

冰块特点:特性雪花碎冰。  
Ice Features: Snow crushed ice.

冰块应用:适用于火锅、寿司、海鲜酒楼、医院及超市食品保鲜等场所。  
Ice Application: Suitable for hot pot restaurants, sushi bars, seafood restaurants, hospitals, supermarkets for food preservation and other places.

产品特点:

1. 配备专业设计团队，可根据客户需求精准出图，量身打造单台不锈钢操作台，或定制整套咖啡、奶茶专属操作系统；
2. 产品整体采用不锈钢材质，耐腐蚀、不变形，外观简约大气，做工精细考究，适配各类商业空间；
3. 冰槽整体发泡工艺，保温性能优异；搭载高品质配件，保障设备稳定运行；
4. 遵循人体工学设计，操作安全省心，使用高效便捷，助力提升门店运营效率

Product features:

1. Equipped with a professional design team, we can provide precise drawings tailored to customers' requirements, and customize single stainless steel workbenches or complete sets of exclusive operating systems for coffee and milk tea businesses.
2. The whole product is made of stainless steel, featuring corrosion resistance and non-deformation. It boasts a simple and elegant appearance with exquisite craftsmanship, and is suitable for various commercial spaces.
3. The ice tank adopts integral foaming technology for excellent thermal insulation performance. High-quality accessories are equipped to ensure the stable operation of the equipment.
4. Adhering to ergonomic design principles, the products ensure safe and worry-free operation, as well as high efficiency and convenience, helping to improve the operational efficiency of stores.

产品应用:适用于茶饮店、咖啡店、烘焙店、酒店、餐厅、KTV酒吧、医疗实验室等多种场所。


Suitable for a wide range of establishments including tea shops, coffee shops, bakeries, hotels, restaurants, KTVs & bars, medical laboratories and other venues.

不锈钢操作台

STAINLESS STEEL WORKBENCH



选配配件 | OPTIONAL ACCESSORIES



- 自来水龙头 Water tap
- 高压花洒 High-pressure shower head
- 推杯水龙头 Cup-push water tap
- 长流水 Constant running water
- 洗杯器 Glass rinser
- 下水器 Sink drain
- 下水管 Drain pipe
- 巴叉桶 Bar bus tub
- 存冰槽 Ice holding trough
- 垃圾翻盖 Waste receptacle lid
- 线孔 Wire hole cover
- 量杯架 Cup holder for measuring cups
- 架子螺丝孔固定 Rack secured with screw holes
- 垃圾车 Trash bin trolley
- 折边门把手 Integrated folded grip
- 抽屉 Kitchen drawer



注意：温度参数为 2°C ~ 8°C 的冷柜系列，可定制玻璃门款式。

Note: For the freezer series with a temperature range of 2°C ~ 8°C, glass door styles can be customized.

## 冷藏/冷冻工作台

REFRIGERATED/FROZEN WORKBENCH



产品名称 Product Name	冷藏工作台 REFRIGERATED WORKBENCH				冷冻工作台 FREEZING WORKBENCH				
	型号 Model	TC-09	TC-12	TC-15	TC-18	TD-09	TD-12	TD-15	TD-18
冷凝方式: 风冷(A) Cooling method: Air(A)	风冷(A)	风冷(A)	风冷(A)	风冷(A)	风冷(A)	风冷(A)	风冷(A)	风冷(A)	风冷(A)
容积 (L) Volume(L)	125L	220L	300L	395L	125L	210L	290L	385L	
温度 (°C) Temperature (°C)	2°C ~ 8°C	2°C ~ 8°C	2°C ~ 8°C	2°C ~ 8°C	-12°C ~ -20°C	-12°C ~ -20°C	-12°C ~ -20°C	-12°C ~ -20°C	-12°C ~ -20°C
制冷剂 Refrigerant	R290	R290	R290	R290	R290	R290	R290	R290	R290
电压/频率 (V/Hz) Voltage/Frequency (V/Hz)	220V/50Hz	220V/50Hz	220V/50Hz	220V/50Hz	220V/50Hz	220V/50Hz	220V/50Hz	220V/50Hz	220V/50Hz
功率 (W) Power (W)	320W	320W	340W	340W	420W	420W	480W	480W	
标配电源线 Standard power cord	10A	10A	10A	10A	10A	10A	10A	10A	10A
尺寸(长×宽×高) (mm) Size: W×D×H (mm)	900*760*(850+100)	1200*760*(850+100)	1500*760*(850+100)	1800*760*(850+100)	900*760*(850+100)	1200*760*(850+100)	1500*760*(850+100)	1800*760*(850+100)	1800*760*(850+100)

产品特点: 1. 整机加厚不锈钢材质, 结构更结实、更耐久; 智能温控、界面清晰, 简易操作;  
2. 进口压缩机制冷速度快, 运行稳定; 风冷无霜保鲜持久, 内置风道设计, 温度更均匀;  
3. 可根据客户需求定制产品尺寸。

Product features: 1. The whole unit adopts thickened stainless steel, making the structure stronger and more durable. It features intelligent temperature control with a clear interface and simple operation.  
2. Equipped with imported compressor for fast cooling and stable operation. Air-cooled and frost-free design ensures long-lasting freshness; built-in air duct design provides more even temperature distribution.  
3. Product dimensions can be customized according to customer requirements.

产品应用: 适用于茶饮、饮品店、超市、海产水产市场等场所。

Product Application: Suitable for tea shops, beverage stores, supermarkets, seafood markets and other venues.



分数盘可选:  
规格: 1/1、1/2、1/3、1/4、1/6、1/9;  
材质: 201、304、PC;  
盖子: 开口、闭口、翻盖。

Food Pan Options  
Specifications: 1/1, 1/2, 1/3, 1/4, 1/6, 1/9;  
Materials: 201 Stainless Steel, 304 Stainless Steel, PC  
Lid Types: Open Type, Closed Type, Flip Type

## 平面/水果沙拉柜

FLAT-TOP/FRUIT SALAD BAR



产品名称 Product Name	平面沙拉柜 FLAT SALAD DISPLAY CASE			水果沙拉柜 FRUIT SALAD DISPLAY CASE			
	型号 Model	TP-12	TP-15	TP-18	TS-12	TS-15	TS-18
冷凝方式: 风冷(A) Cooling method: Air(A)	风冷(A)	风冷(A)	风冷(A)	风冷(A)	风冷(A)	风冷(A)	风冷(A)
容积 (L) Volume(L)	220L	300L	395L	220L	300L	395L	
温度 (°C) Temperature (°C)	2°C ~ 8°C	2°C ~ 8°C	2°C ~ 8°C	2°C ~ 8°C	2°C ~ 8°C	2°C ~ 8°C	2°C ~ 8°C
制冷剂 Refrigerant	R290	R290	R290	R290	R290	R290	R290
电压/频率 (V/Hz) Voltage/Frequency (V/Hz)	220V/50Hz	220V/50Hz	220V/50Hz	220V/50Hz	220V/50Hz	220V/50Hz	220V/50Hz
功率 (W) Power (W)	320W	340W	340W	320W	340W	340W	
标配电源线 Standard power cord	10A	10A	10A	10A	10A	10A	10A
尺寸(长×宽×高) (mm) Size: W×D×H (mm)	1200*760*(850+100) (6*1/6盆Basin)	1500*760*(850+100) (8*1/6盆Basin)	1800*760*(850+100) (12*1/6盆Basin)	1200*760*(850+100) (6*1/4盆Basin)	1500*760*(850+100) (8*1/4盆Basin)	1800*760*(850+100) (10*1/4盆Basin)	

产品特点: 1. 整机加厚不锈钢材质, 结构更结实、更耐久; 智能温控、界面清晰, 简易操作;  
2. 进口压缩机制冷速度快, 运行稳定; 风冷无霜保鲜持久, 内置风道设计, 温度更均匀;  
3. 可根据客户需求定制分数盘的规格、材质、数量以及产品尺寸。

Product features: 1. The whole unit is made of thickened stainless steel for a stronger and more durable structure. It is equipped with intelligent temperature control, featuring a clear interface and easy operation.  
2. Imported compressor ensures fast cooling and stable operation. Air-cooled and frost-free design provides long-lasting preservation, and the built-in air duct design ensures more even temperature distribution.  
3. The specification, material and quantity of the divided pans, as well as the product dimensions, can be customized according to customer requirements.

产品应用: 适用于茶饮、饮品店等场所。

Product Application: Suitable for tea shops, beverage stores and other places.



注意：温度参数为 2°C ~ 8°C 的冷柜系列，可定制玻璃门款式。

Note: For the freezer series with a temperature range of 2°C ~ 8°C, glass door styles can be customized.



## 立式冷藏/冷冻/双温柜

VERTICAL REFRIGERATOR / FREEZER / DUAL-TEMPERATURE CABINET

产品名称 Product Name	立式冷藏柜 VERTICAL REFRIGERATED CABINET		立式冷冻柜 VERTICAL FREEZER CABINET		立式双温柜 VERTICAL DUAL-TEMPERATURE CABINET	
	型号 Model	LC-06	LC-12	LD-06	LD-12	LCD-12
冷凝方式: 风冷(A) Cooling method: Air(A)	风冷(A)	风冷(A)	风冷(A)	风冷(A)	风冷(A)	风冷(A)
容积 (L) Volume(L)	400L	885L	400L	885L	810L	810L
温度 (°C) Temperature (°C)	2°C ~ 8°C	2°C ~ 8°C	-12°C ~ -20°C	-12°C ~ -20°C	双温分控 Dual-Zone Independent Control 左 Left 2°C ~ 8°C, 右 Right -12°C ~ -20°C	双温分控 Dual-Zone Independent Control 左 Left 2°C ~ 8°C, 右 Right -12°C ~ -20°C
制冷剂 Refrigerant	R290	R290	R290	R290	R290	R290
电压/频率 (V/Hz) Voltage/Frequency (V/Hz)	220V/50Hz	220V/50Hz	220V/50Hz	220V/50Hz	220V/50Hz	220V/50Hz
功率 (W) Power (W)	340W	428W	480W	650W	800W	800W
标配电源线 Standard power cord	10A	10A	10A	10A	10A	10A
尺寸(长×宽×高) (mm) Size: W×D×H (mm)	620*760*1980	1210*760*1980	620*760*1980	1210*760*1980	1210*760*1980	1210*760*1980

产品特点: 1. 整机加厚不锈钢材质, 结构更结实、更耐久; 智能温控、界面清晰, 简易操作;  
2. 进口压缩机制冷速度快, 运行稳定; 风冷无霜保鲜持久, 内置风道设计, 温度更均匀;  
3. 可根据客户需求定制产品尺寸。

Product features: 1. The whole unit is made of thickened stainless steel for a stronger and more durable structure. It is equipped with intelligent temperature control, featuring a clear interface and easy operation.  
2. Imported compressor ensures fast cooling and stable operation. Air-cooled and frost-free design provides long-lasting preservation, and the built-in air duct design ensures more even temperature distribution.  
3. Product dimensions can be customized according to customer requirements.

产品应用: 适用于茶饮、饮品店、超市、海产水产市场等场所。  
Product Application: Suitable for tea shops, beverage stores, supermarkets, seafood markets and other places.

## 立式冷藏/冷冻/插盘柜

VERTICAL REFRIGERATED / FREEZER / TRAY CABINET



产品名称 Product Name	立式冷藏插盘柜 VERTICAL REFRIGERATED TRAY CABINET		立式冷冻插盘柜 VERTICAL FREEZER TRAY CABINET		
	型号 Model	LCX-06	LCX-12	LDX-06	LDX-12
冷凝方式: 风冷(A) Cooling method: Air(A)	风冷(A)	风冷(A)	风冷(A)	风冷(A)	风冷(A)
容积 (L) Volume(L)	400L	885L	400L	885L	885L
温度 (°C) Temperature (°C)	2°C ~ 8°C	2°C ~ 8°C	-12°C ~ -20°C	-12°C ~ -20°C	-12°C ~ -20°C
制冷剂 Refrigerant	R290	R290	R290	R290	R290
电压/频率 (V/Hz) Voltage/Frequency (V/Hz)	220V/50Hz	220V/50Hz	220V/50Hz	220V/50Hz	220V/50Hz
功率 (W) Power (W)	340W	428W	480W	650W	650W
标配电源线 Standard power cord	10A	10A	10A	10A	10A
尺寸(长×宽×高) (mm) Size: W×D×H (mm)	620*800*1980(1/1×15盘Tray)	1210*800*1980(1/1×30盘Tray)	620*800*1980(1/1×15盘Tray)	1210*800*1980(1/1×30盘Tray)	1210*800*1980(1/1×30盘Tray)

产品特点: 1. 整机加厚不锈钢材质, 结构更结实、更耐久; 智能温控、界面清晰, 简易操作;  
2. 进口压缩机制冷速度快, 运行稳定; 风冷无霜保鲜持久, 内置风道设计, 温度更均匀;  
3. 可根据客户需求定制插盘的材质、数量以及产品尺寸。

Product features: 1. The whole unit is made of thickened stainless steel for a stronger and more durable structure. It is equipped with intelligent temperature control, featuring a clear interface and easy operation.  
2. Imported compressor ensures fast cooling and stable operation. Air-cooled and frost-free design provides long-lasting preservation, and the built-in air duct system ensures more even temperature distribution.  
3. The material and quantity of trays, as well as product dimensions, can be customized according to customer requirements.

产品应用: 适用于烘焙店、餐饮后厨、中央厨房、茶饮甜品店、商超生鲜区、海产水产市场等商用场所。  
Product Application: Suitable for commercial places including bakeries, restaurant kitchens, central kitchens, tea and dessert shops, fresh food sections of supermarkets and shopping malls, seafood markets, etc.

## 制冰机型号命名规则

MODEL NAMING RULES FOR ICE MACHINES

BY-80A(F)

冰形代号 Ice shape code

- F 方形冰 Cube Ice
- B 半方形冰 Half Cube Ice
- D 大方形冰 Big Cube Ice
- Y 月形冰 Crescent Ice
- R 圆柱冰 Cylinder Ice
- X 雪花碎冰 Granular Ice

冷凝方式代号 Condensation method code

风冷(A)/水冷(W) Air(A)/Water(W)

型号 Model

## 储冰桶型号命名规则

ICE STORAGE BUCKET MODEL NAMING RULES

BT-100

储冰量 Ice storage capacity

- 100kg:100
- 200kg:200
- 220kg:220
- 450kg:450

储冰桶代号 ice storage bucket code

## 卧式冷柜型号命名规则

NOMENCLATURE RULES FOR HORIZONTAL COMMERCIAL FREEZERS

TD-18F(LSG2)

门数量代号 Door quantity code

"2":2个门 2doors

门材质代号 Door material code

"G":不锈钢门 Stainless steel door  
"B":玻璃门 Glass door

后背形式代号 Rear structure code

"S":缩背 Recessed back  
"K":靠背 Backrest

机组位置代号 Unit position code

"L":左机组 Left chiller unit  
"R":右机组 Right chiller unit

非标代号"F" Non-Standard Product Code"F"

标准宽度:760mm;标准高度:(700/800+X)mm(X表示脚高),其余尺寸为非标  
Standard width: 760 mm; Standard height: (700/800 + X) mm (X indicates the height of the feet); All other dimensions are non-standard.

型号 Model

## 立式冷柜型号命名规则

NOMENCLATURE RULES FOR VERTICAL COMMERCIAL FREEZERS

LCD-12F(G4)

门数量代号 Door quantity code

"4":4个门 2doors

门材质代号 Door material code

"G":不锈钢门 Stainless steel door  
"B":玻璃门 Glass door

非标代号"F" Non-Standard Product Code"F"

标准宽度:760mm;标准高度:1980mm,其余尺寸为非标  
Standard width: 760 mm; Standard height: 1980 mm; All other dimensions are non-standard.

型号 Model

## 广东晶百誉制冷设备有限公司

Guangdong Jingbaiyu Refrigeration Equipment Co.,Ltd.

## 广州百誉制冷设备有限公司

Guangzhou Baiyu Refrigeration Equipment Co.,Ltd.

地址:清远市清城区横荷街办高新技术产业开发园区创兴二路11号华创智汇科技产业园1-1号楼、1-2号楼

电话:0763-3989588

地址:广州市白云区石门街石沙路石井工业区三横路7号338室

电话:020-8641-6779

官网网站:<http://www.jingbaiyu.com>

邮箱:gzbaiyuchina@126.com

Address:Building 1-1 and 1-2,Huachuang Zhihui Science and Technology Industrial Park,No.11 Chuangxing 2nd Road,High-tech Industrial Development Zone,Henghe Sub-district Office,Qingcheng District,Qingyuan City

Tel:0763-3989588

Address:Room 338,No.7,3rd Heng Road,Shijing Industrial Zone,Shisha Road,Shimen Sub-district,Baiyun District,Guangzhou City

Tel:020-8641-6779

Official Website:<http://www.jingbaiyu.com>

Email:gzbaiyuchina@126.com